

1) Visit [www.suscc.edu](http://www.suscc.edu) and select the **mySUSCC** option



[Calendar](#) [News](#) [Contact](#) [Q](#)

[APPLY NOW](#)

[About SUSCC](#)

[Prospective Students](#)

[Current Students](#)

[Programs of Study](#)

[Campus Life](#)

[Athletics](#)



**Click Here**

[mySUSCC](#)

[Student Email](#)

[Got Questions?](#)



## 2) Select the **Student mySUSCC Web Portal** option

About SUSCC

Prospective Students

Current Students

Programs of Study

Campus Life

Athletics

Online Services

Canvas

mySUSCC

Student Email

Got Questions?

# mySUSCC

Home

Health Update



Bison Bonus

Effective May 24, 2021, the mySUSCC web portal login information will change. Faculty, staff, and students will be required to log in using their SU email address in place of their A number when using the new mySUSCC portal. To login students and employees will need to use the same information as the Ellucian login or computer (SU email address and !SUSCCMMDDYY for the password).

### **Student Portal**

User ID: SU email (include the @mail.suscc.edu)

Password: the default password is !SUSCC followed by your six-digit birthday.

Example: John Smith was born on October 12, 2002

User ID: jsmith12@mail.suscc.edu

Password: !SUSCC101202

**[Student mySUSCC Web Portal](#)**

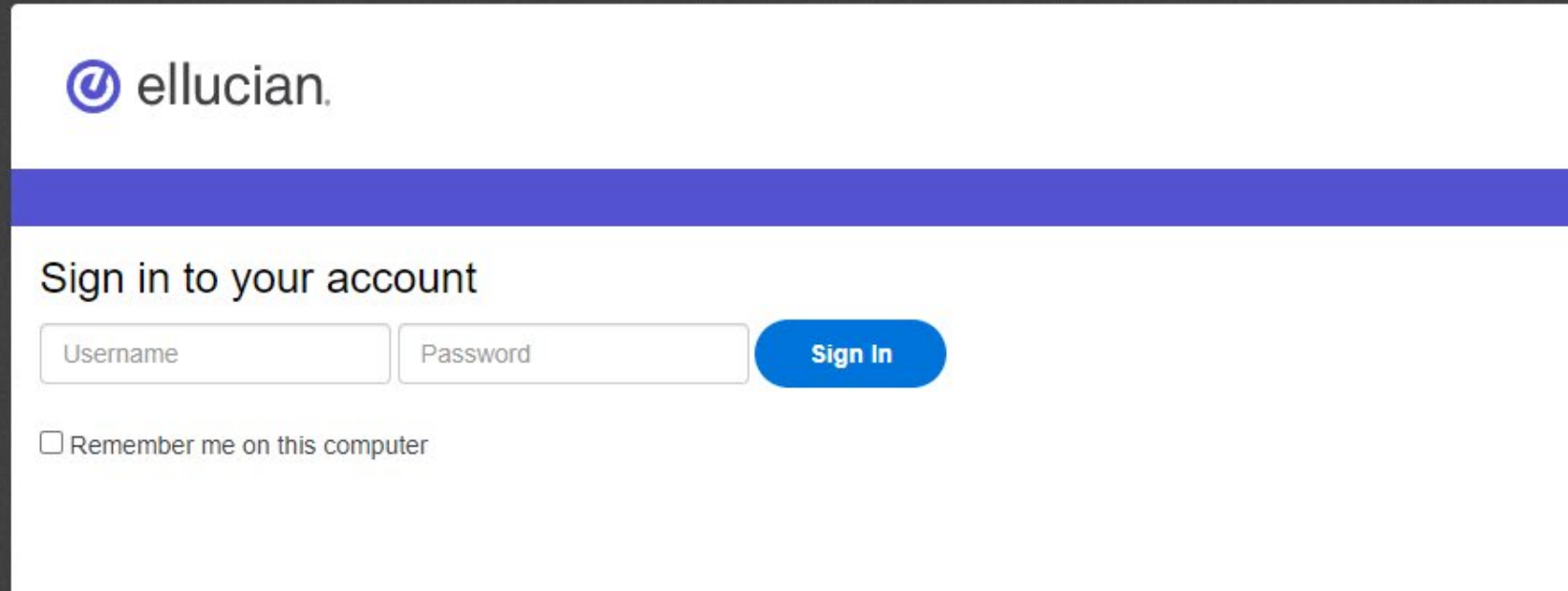


**Click Here**

**\*\*If you are a financial aid recipient, please use the link below to login\*\***

**[https://ssb-prod.ec.accs.edu/PROD/SUSCC/twbkwbis.P\\_GenMenu?name=bmenu.P\\_MainMnu](https://ssb-prod.ec.accs.edu/PROD/SUSCC/twbkwbis.P_GenMenu?name=bmenu.P_MainMnu)**

3) Enter your **Username** (SU email address) and **Password** (!SUSCC followed by your six-digit birthday)



The screenshot shows the ellucian login interface. At the top left is the ellucian logo, which consists of a blue circle with a white 'e' inside, followed by the text 'ellucian.'. Below the logo is a thick blue horizontal bar. Underneath the bar, the text 'Sign in to your account' is displayed. Below this text are three input fields: a text box labeled 'Username', a text box labeled 'Password', and a blue button labeled 'Sign In'. Below the input fields is a checkbox labeled 'Remember me on this computer'.

**EXAMPLES**

Example: John Smith was born on October 12, 2002

User ID: jsmith12@mail.suscc.edu

Password: !SUSCC101202

4) Select the **Student** tab



Click Here

Student

Go

[ACCESSIBILITY](#) [SITE MAP](#) [HELP](#) [EXIT](#)

## Main Menu

Your current Institution is SUSCC

### Personal Information

Update addresses, contact information or marital status; review name or social security number change information; Change your PIN; Customize your directory profile.

RELEASE: 8.9.1.3

© 2021 Ellucian Company L.P. and its affiliates.

5) Select the **Student Landing Page** option



Personal Information **Student**

Search

[RETURN TO MENU](#) [SITE MAP](#) [HELP](#) [EXIT](#)

## Student

Your current Institution is SUSCC

### [Admissions](#)

Apply for Admissions | [Review Existing Admissions](#)

### [Student Landing Page](#)

This is the entry point for Banner Student. From here, you can navigate to Registration, Student Records, Financial Aid Student Accounts, View your degree progress in Degree Works, apply to graduate and check graduation status.

### [MyDegree](#)

View your degree progress in Degree Works, apply to graduate, and check graduation status

RELEASE: 8.9.1.3

© 2021 Ellucian Company L.P. and its affiliates.



## 6) Select the **Make Payments, Deposits, and Payment Plans** option

### Student Services



This is the entry page for Banner Student. From here, you can navigate to the following pages depending on your role at Southern Union State Community College:

#### Student Records:

- Personal Information
- Student Profile
- Registration
- View Grades
- Transcript - Unofficial
- Transcript - Order Official Request
- Enrollment Verification Request
- Enrollment Verification Status

#### Financial Aid:

- Financial Aid Dashboard

#### Student Account:

- Account Summary
- Account Detail For Term
- Tax Notification (1098-T) Summary
- Account Information
- Statement and Payment History
- **Make Payments, Deposits, and Payment Plans**

**Click Here** 

## 7) Select the **Make Payment** option



[Home](#) [My Account](#) [Make Payment](#) [Refunds](#) [Help](#)


Currently there is no activity on your account Student Account.


### Announcement

Welcome to Southern Union State Community College MyBill

To better serve students and families, Southern Union State CC has combined its two online tuition payment websites into one site. All online tuition payments can now be made through Southern Union's MyBill portal, eliminating the need for separate websites for credit card and electronic check (e-check) payments. Please note, this change means an update to the credit card service fee.

Please have your bank account number and routing number ready before initiating an eCheck payment. Once the payment is submitted, it cannot be reversed. Please review the Important Information document linked under Help in the top menu bar.

 Save time when paying. Set up a preferred payment profile in the [Payment Profile](#) page.

 To sign up for direct deposit of your refunds, complete your setup in the [Refund Account Setup](#) page.

### Student Account


**Student Account** There is no activity on this account at this time.


[View Activity](#)


[Make Payment](#)


### My Profile Setup


 [Authorized Users](#)

 [Personal Profile](#)

 [Payment Profile](#)

 [Security Settings](#)

 [Consents and Agreements](#)

 [Electronic Refunds](#)

## 8) **Select Payment Option** and Continue

### Account Payment



Amount



Method



Confirmation



Receipt

Payment Date:

7/7/21



### Select Payment Option

**Current Account Balance**

\$0.00

**Amount Due**

\$0.00

Payment Total

\$0.00

Continue

